

**BHAI GURDAS INSTITUTE OF ENGINEERING & TECHNOLOGY, SANGRUR**

**BALANCE SHEET AS ON 31ST MARCH 2023**

LIABILITIES	AMOUNT(Rs)	AMOUNT(Rs)	ASSETS	AMOUNT (Rs)
<b>TRUST FUND</b>			<b>FIXED ASSETS</b>	
Balance	211346096.24		(AS PER ANNEXURE 'D')	175463450.61
Less Excess of Expenditure over Income	-21557602.63		<b>CURRENT ASSETS, LOANS AND ADVANCES</b>	
		189788493.61	<b>CASH AND BANK BALANCES</b>	35749841.50
			(AS PER ANNEXURE 'E')	
<b>UNSECURED LOANS</b>		1400000.00		
(AS PER ANNEXURE 'A')				
<b>CURRENT LIABILITIES &amp; PROVISIONS</b>			<b>FIXED DEPOSIT WITH BANKS</b>	23245300.00
<b>CURRENT LIABILITIES</b>			(AS PER ANNEXURE 'F')	
<b>SUNDRY CREDITORS</b>	1344652.00			
(AS PER ANNEXURE 'B')			<b>LOANS &amp; ADVANCES</b>	29538241.30
<b>OTHER LIABILITIES</b>	71463687.80	72808339.80	(AS PER ANNEXURE 'G')	
(AS PER ANNEXURE 'C')				

NOTES ON ACCOUNT  
(AS PER ANNEXURE 'H')

263996833.41

263996833.41

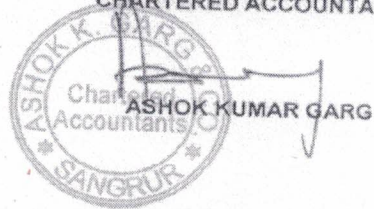
*Balinder*  
SECRETARY

*[Signature]*  
CHAIRMAN

AS PER OUR REPORT OF EVEN DATE ATTACHED

FOR ASHOK K. GARG & CO.  
CHARTERED ACCOUNTANTS

PLACE: SANGRUR  
DATED: 20.10.2023





**BHAI GURDAS INSTITUTE OF ENGINEERING & TECHNOLOGY, SANGRUR**

**INCOME AND EXPENDITURE ACCOUNT FOR THE YEAR ENDING 31st MARCH, 2023**

PARTICULARS	AMOUNT(Rs)	PARTICULARS	AMOUNT(Rs)
Admission Exp.	5698165.00	Fee Received from Students	130624956.28
Advertisement Exp.	1729695.00	Other Income	7402498.51
Affiliation & Inspection Fee	4301536.00	Interest from Bank	1577385.00
Audit Fee	88000.00		
Bank Charges	22415.90		
Computer Exp.	67309.00	Excess of Expenditure over Income trfd	
Consumable Exp.	560973.00	to Bhai Gurdas Technical Edu. Trust	21557602.63
Electricity Exp	5057214.50		
Employees Provident Fund	1082595.00		
ESI Exp	433844.00		
Examination Exp.	7089993.60		
Finance Charges	4014.00		
Horticulture Exp.	43877.00		
Hostel Expenses	9528607.00		
Insurance Exp.	1126047.00		
Internet Exp.	240364.00		
Misc. Exp.	337831.00		
NBA Exp.	968404.00		
Newspaper & Periodicals	73814.00		
Petrol & Diesel Exp.	6136504.00		
Photostate Exp.	127764.00		
Pollution Deptt Fee	11800.00		
Printing & Stationery	1720905.00		
Professional Charges	473210.00		
Infrastructure	545086.00		
R & D	541263.00		
Repair & Maint. Exp.	578070.00		
Repair & Maint. of Vehicles	2321797.00		
Salaries	73505235.00		
Security & Allied Services	6525279.00		
Staff Welfare Exp.	4821782.00		
Student Placement Exp.	2316999.00		
Student Welfare Exp.	2057281.00		
Telephone & Postage Exp.	437834.00		
Transportation Charges	5871597.00		
Travelling Exp.	418296.00		
Depreciation	14297041.42		

NOTES ON ACCOUNT  
(AS PER ANNEXURE 'H')

161162442.42

161162442.42


*Balinder*  
SECRETARY

*[Signature]*  
CHAIRMAN

AS PER OUR REPORT OF EVEN DATE ATTACHED

FOR ASHOK K. GARG & CO.  
CHARTERED ACCOUNTANTS

PLACE: SANGRUR  
DATED: 20.10.2023





BHAI GURDAS INSTITUTE OF ENGINEERING & TECHNOLOGY, SANGRUR

ANNEXURE FORMING PART OF BALANCE SHEET AS ON 31st MARCH 2023

ANNEXURE-'A'

SECURED LOANS

Gurdarshan Kaur

Sh. S.K. Jindal

AMOUNT(Rs)

800000.00

600000.00

1400000.00

ANNEXURE-'B'

SUNDRY CREDITORS

Gill Aluminium

Sunrise Technical Education Promotional Society

Grace Scientific

Jagjit Singh-Mess Contractor

Jaswinder Kaur- Canteen Contractor

Satinder Kaur- Canteen Contractor

AMOUNT(Rs)

3350.00

75000.00

976004.00

104438.00

81450.00

104410.00

1344652.00

1344652.00

ANNEXURE-'C'

OTHER LIABILITIES

Security From Staff

Security From Others

Security Canteen

Fee Received From Students But Not Accrued

Salary Payable

EPF Payable

Development Fund

Student Activity Fund

ESI Payable

Security A/C

Telephone Exp

Exam Fund

TDS Payable

Audit Fee Payable

Expenses Payable

Punjab.Dev.Tax Payable

Cheques Issued, But Not Presented

AMOUNT(Rs)

1832371

2054652.00

20000.00

40304427.00

8639151.00

456638.00

11104049.80

4079384.00

71891.00

1690534

19425

367557

250814.00

95400.00


11775.00

28400.00

437219.00

71463687.80

71463687.80





**BHAI GURDAS INSTITUTE OF ENGINEERING & TECHNOLOGY, SANGRUR**  
**ANNEXURE FORMING PART OF BALANCE SHEET AS ON 31st MARCH 2023**

**ANNEXURE-'E'**

**CASH AND BANK BALANCES**

		<u>AMOUNT(Rs)</u>
Cash In Hand & Imperest A/c	382529.26	
<b>Bank Balances</b>		
Bank Balances (All Accounts)	<u>35367312.24</u>	35749841.50
		<b>35749841.50</b>

**ANNEXURE-'F'**

**FDR WITH BANKS**

		<u>AMOUNT(Rs)</u>
FDR with Banks		16012554.00
Interest Accrued On FDR		7232746.00
		<b>23245300.00</b>

**ANNEXURE-'G'**

**LOANS AND ADVANCES**

**SECURITIES**

		<u>AMOUNT(Rs)</u>
With PSEB	794601.00	
With Telephone Deptt.	10820.00	
With Punjab School Edu Board	75000.00	
Oxygen Gas	14000.00	
BSNL Internet	6350.00	
		900771.00

**OTHERS**

Advance To Employees (Against Exp.)	3500.00	
Khosla Enterprises	740.00	
Quality Sports & Stationery Store	25450.00	
Central Computers & CCTV	262125.00	
R.R. Army Store	27406	
The Bhagwant Printing Society Ltd.	4000	
Satvir Singh Gill (Advocate)	25000.00	
Puri Scientific Work	24175.00	
Prepaid Insurance	53770.00	
Fee Receivable From Students	27055026.30	
TDS FY 2021-22	333205.00	
Prepaid Road Tax	26581.00	
Prepaid Subscription	32665.00	
Happy Goyal & Associates	157430.00	
TDS FY 2020-21	229075.00	
Prepaid Insurance	377322.00	
		28637470.30
		<b>29538241.30</b>






**BHAI GURDAS INSTITUTE OF ENGINEERING & TECHNOLOGY, SANGRUR**

**FIXED ASSETS SCHEDULE FOR THE YEAR ENDED 31st MARCH 2023**

**ANNEXURE 'D'**

PARTICULARS	RATE	W.D.V. AS ON 01-04-2022	ADDITION TO 30-9-2022 TO 31-03-2023	ADDITION DURING THE YEAR	SALE / ADJ. DURING THE YEAR	TOTAL	DEPRECIATION		TOTAL DEPRECIATION	W.D.V. AS ON 31/03/2023
							01-04-2022 TO 30-9-2022	01-10-2022 TO 31-03-2023		
<b>LAND</b>		66136298.00	0.00	0.00	0.00	66136298.00	0.00	0.00	0.00	66136298.00
<b>BUILDINGS</b>		66136298.00				66136298.00	0.00	0.00	0.00	66136298.00
<b>BUILDINGS</b>	10%	79179345.32	599595.00	0.00	0.00	79778940.32	7977894.03	0.00	7977894.03	71801046.29
<b>FURNITURE &amp; FITTINGS</b>		79179345.32	599595.00			79778940.32	7977894.03	0.00	7977894.03	71801046.29
Furniture & Fittings	10%	5654279.04	777817.00	0.00	0.00	6432096.04	643209.60	0.00	643209.60	5788866.43
Electric Fittings	10%	1646698.77	0.00	0.00	0.00	1646698.77	164669.88	0.00	164669.88	1482028.90
Air Conditioners	10%	1889939.57	0.00	0.00	0.00	1889939.57	188993.96	0.00	188993.96	1700945.61
Glow Sign Board	10%	14712.09	0.00	0.00	0.00	14712.09	1471.21	0.00	1471.21	13240.89
Coolers	10%	251950.13	98880.00	0.00	0.00	350830.13	35083.01	0.00	35083.01	315747.11
<b>TOTAL FUR. &amp; FITTINGS</b>		9457579.60	876697.00	0.00	0.00	10334276.60	1033427.66	0.00	1033427.66	9300848.94
<b>PLANT &amp; EQUIPMENT</b>										
Equipments	15%	8436112.48	2133309.00	0.00	0.00	10569421.48	1360823.57	0.00	1360823.57	9208597.91
Fire Fighting Equip.	15%	1032177.79	0.00	0.00	0.00	1032177.79	154826.67	0.00	154826.67	877351.12
Generator Set	15%	1985773.95	0.00	0.00	0.00	1985773.95	297866.09	0.00	297866.09	1687907.86
Horticulture Equip	15%	251681.57	0.00	0.00	0.00	251681.57	37752.24	0.00	37752.24	213929.34
LCD Projectors	15%	239274.54	0.00	0.00	0.00	239274.54	35891.18	0.00	35891.18	203383.36
Library Books	15%	4570264.75	111837.00	0.00	0.00	4682101.75	702315.26	0.00	702315.26	3379786.48
Other Equipments	15%	807240.74	1650.00	0.00	0.00	808890.74	121333.61	59999.93	181333.54	1427556.20
Photostat, Pco. Canteen Etc.	15%	238988.99	0.00	0.00	0.00	238988.99	35848.35	0.00	35848.35	203140.64
Sports Goods	15%	126514.02	0.00	0.00	0.00	126514.02	18977.10	0.00	18977.10	107536.92
Submersible Pump	15%	790101.79	0.00	0.00	0.00	790101.79	118515.27	0.00	118515.27	671586.52
Water Coolers/Purifier	15%	860572.43	63000.00	0.00	0.00	923572.43	138535.86	0.00	138535.86	785036.57
Internet Wi-Fi	15%	92975.06	0.00	0.00	0.00	92975.06	13946.26	0.00	13946.26	79028.80
<b>TOTAL PLANT &amp; MACH</b>		19431678.11	2309796.00	799999.00	0.00	22541473.11	3036631.47	59999.93	3096631.39	19444841.72
<b>OFFICE EQUIPMENTS</b>										
Office Equipments	15%	587366.59	0.00	0.00	0.00	587366.59	88104.99	0.00	88104.99	499261.60
Projector	15%	122457.97	0.00	0.00	0.00	122457.97	18368.70	0.00	18368.70	104089.27
Photocopier	15%	6039.09	0.00	0.00	0.00	6039.09	905.86	0.00	905.86	5133.23
<b>TOTAL OFFICE EQUIP</b>		715863.65	0.00	0.00	0.00	715863.65	107379.55	0.00	107379.55	608484.10
<b>COMPUTERS</b>										
Computers	40%	162677.47	445965.00	23500.00	0.00	632142.47	243456.99	4700.00	248156.99	383985.48
Softwares	40%	1252575.06	25500.00	1416167.00	0.00	2694242.06	511230.02	283233.40	794463.42	1899778.64
<b>TOTAL COMPUTERS</b>		1415252.54	471465.00	1436667.00	0.00	3326384.54	754687.01	287933.40	1042620.41	2283764.12





VEHICLES

Buses  
 Scooter  
 Car  
 Cycle  
**TOTAL VEHICLES**

15%	3750274.50	0.00	0.00	0.00	3750274.50	562541.18	0.00	562541.18	3187733.33
15%	18753.10	0.00	0.00	0.00	18753.10	2812.97	0.00	2812.97	15940.14
15%	3157889.34	0.00	0.00	0.00	3157889.34	473684.90	0.00	473684.90	2684214.44
15%	328.87	0.00	0.00	0.00	328.87	49.33	0.00	49.33	279.54
	<b>6927255.81</b>	<b>0.00</b>	<b>0.00</b>	<b>0.00</b>	<b>6927255.81</b>	<b>1039088.37</b>	<b>0.00</b>	<b>1039088.37</b>	<b>5888167.44</b>
	<b>183263273.03</b>	<b>4257553.00</b>	<b>2239666.00</b>	<b>0.00</b>	<b>189760492.03</b>	<b>13949108.09</b>	<b>347933.33</b>	<b>14297041.42</b>	<b>175463450.61</b>

